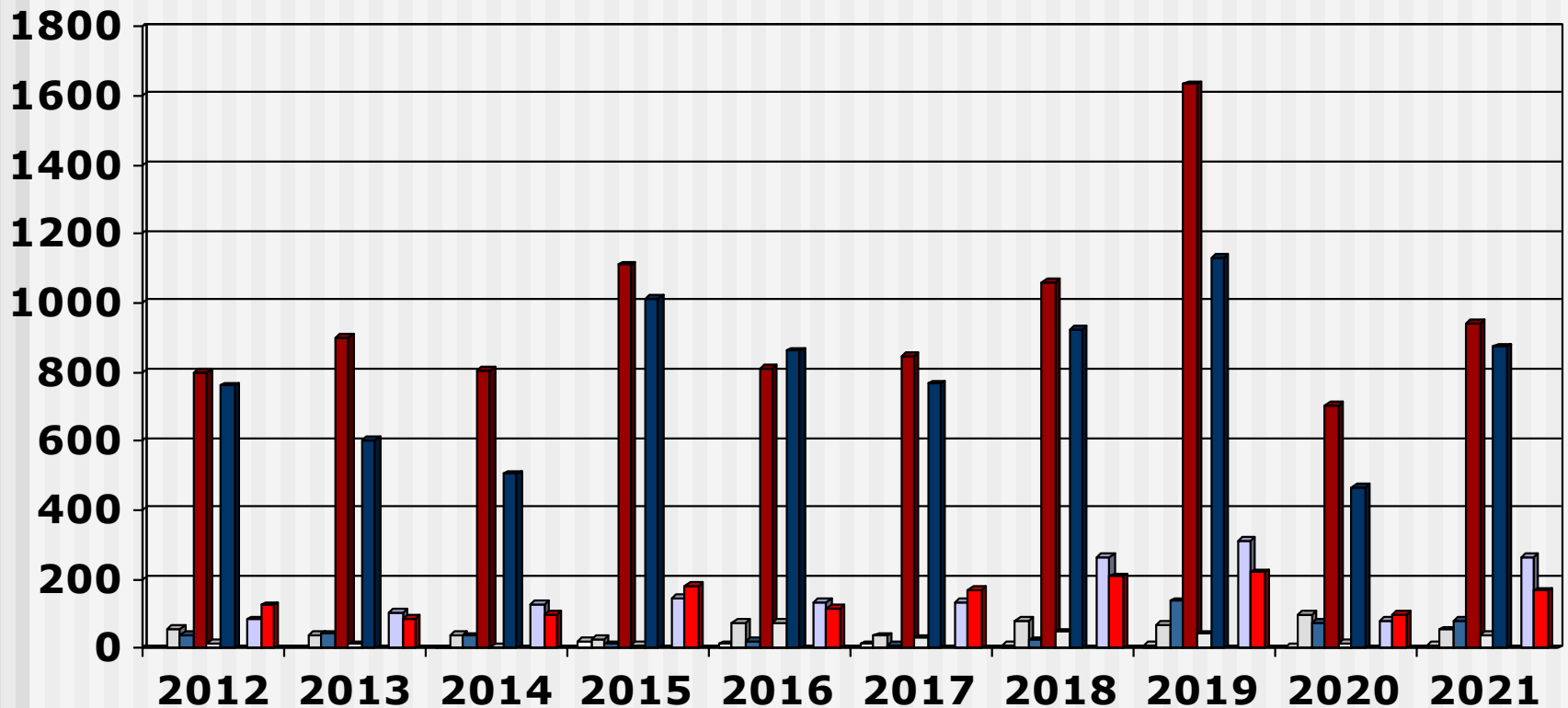


Output Bridging Programme (2012 - 2021) Overview

- These slides show the output of Nursing Education Institutions (Public and Private Institutions) providing the bridging programme leading to registration as a General Nurse or as a Psychiatric Nurse for the years 2012 – 2021
- Each slide is presented twice: first all slides are shown without data tables and then the slides are repeated with full data tables
- You may make use of these slides for education or research purposes, or in your own original works, provided that they are not changed and that the copyright notices are not removed.
- For further information, please contact:
 - S A Nursing Council:
Private Bag X132, Pretoria, 0001, Republic of South Africa
 - Phone: +27 12 420-1000
 - Fax: +27 12 343-5400
 - E-mail: customerservice@sanc.co.za
 - Website: www.sanc.co.za

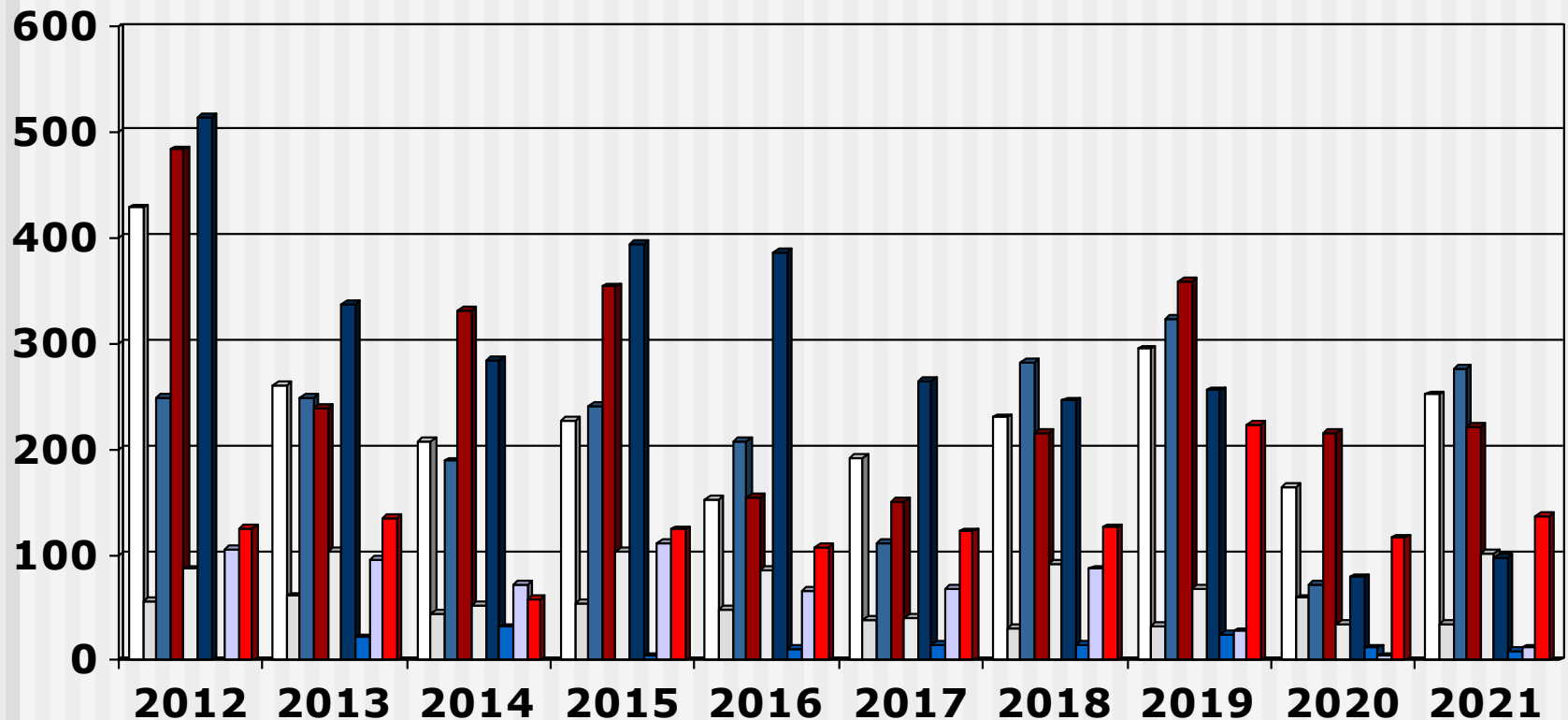
Output Bridging Programme (2012 - 2021) Private Institutions



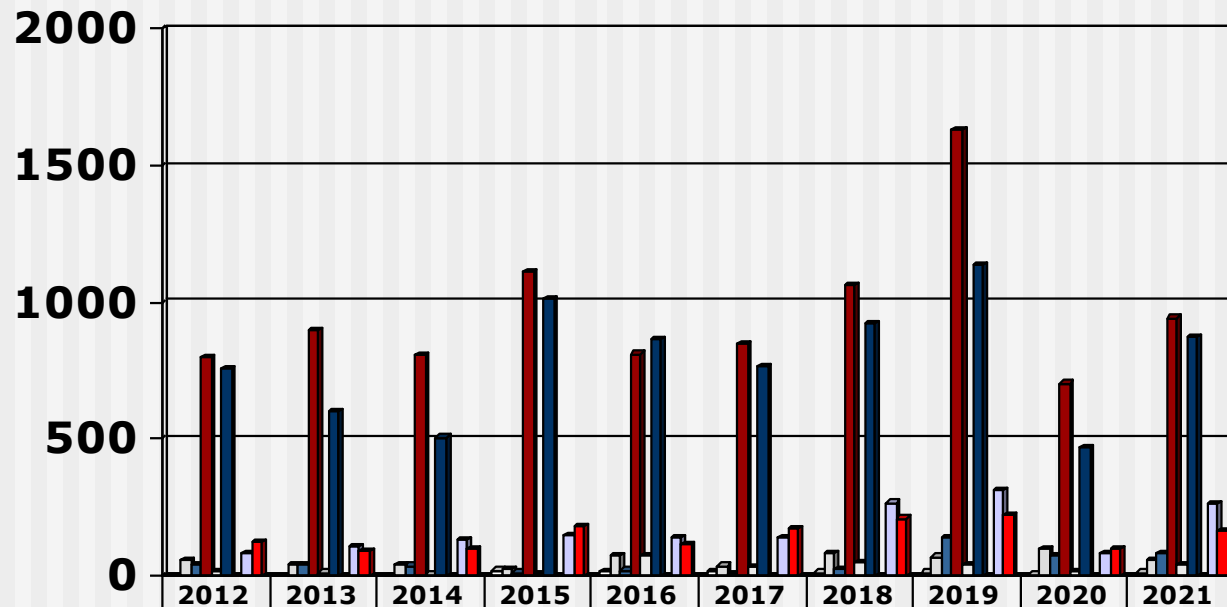
Limpopo
 North West
 Mpumulanga
 Gauteng
 Free State

 KwaZulu Natal
 Northern Cape
 Western Cape
 Eastern Cape

Output Bridging Programme (2012 - 2021) Public Institutions

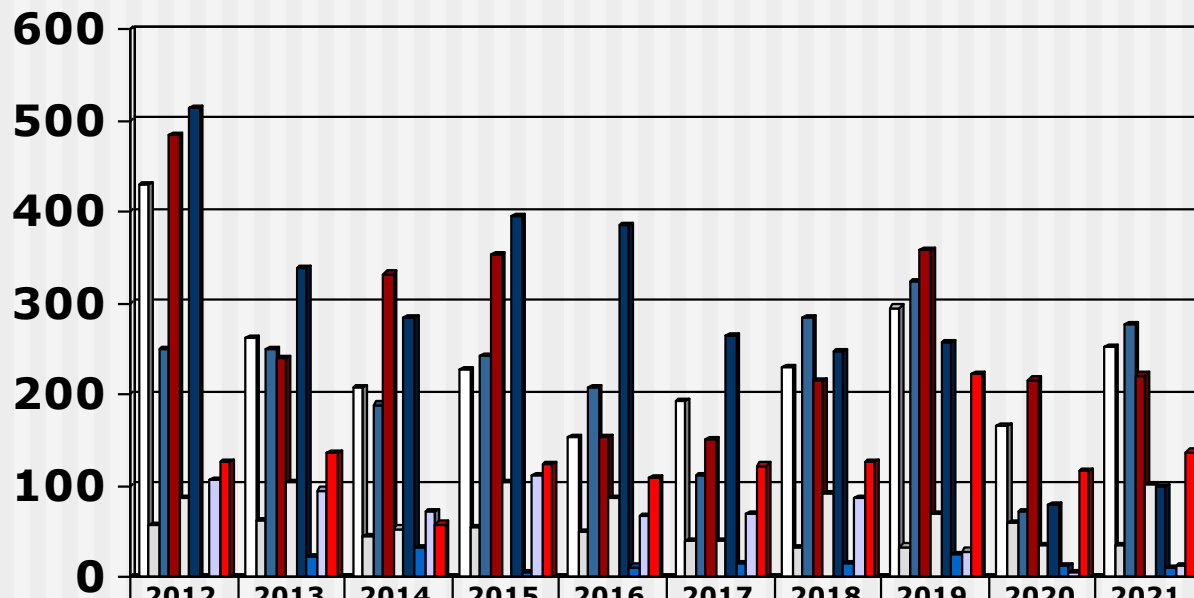


Output Bridging Programme (2012 - 2021) Private Institutions



	2012	2013	2014	2015	2016	2017	2018	2019	2020	2021
□ Limpopo			1	20	13	13	11	11	4	11
□ North West	59	40	39	27	74	37	83	70	98	55
■ Mpumulanga	39	42	36	12	20	10	24	137	74	81
■ Gauteng	799	899	805	1110	811	847	1062	1633	703	943
□ Free State	15	12	3	10	74	30	48	42	17	40
■ KwaZulu Natal	760	602	506	1014	862	767	925	1133	468	874
■ Northern Cape										
□ Western Cape	84	103	130	146	136	136	267	311	80	265
■ Eastern Cape	125	89	97	183	117	172	209	221	97	167

Output Bridging Programme (2012 - 2021) Public Institutions



	2012	2013	2014	2015	2016	2017	2018	2019	2020	2021
□ Limpopo	429	261	207	227	152	192	230	295	165	252
□ North West	57	61	45	54	49	39	31	33	59	34
■ Mpumulanga	249	249	189	241	207	111	283	324	72	276
■ Gauteng	484	239	332	354	154	150	215	359	216	221
□ Free State	87	104	53	104	86	40	91	68	34	101
■ KwaZulu Natal	514	338	284	395	386	265	246	256	79	98
■ Northern Cape		22	32	4	11	15	15	25	12	9
□ Western Cape	106	95	72	111	66	68	87	28	4	12
■ Eastern Cape	125	135	58	124	108	122	126	223	116	137