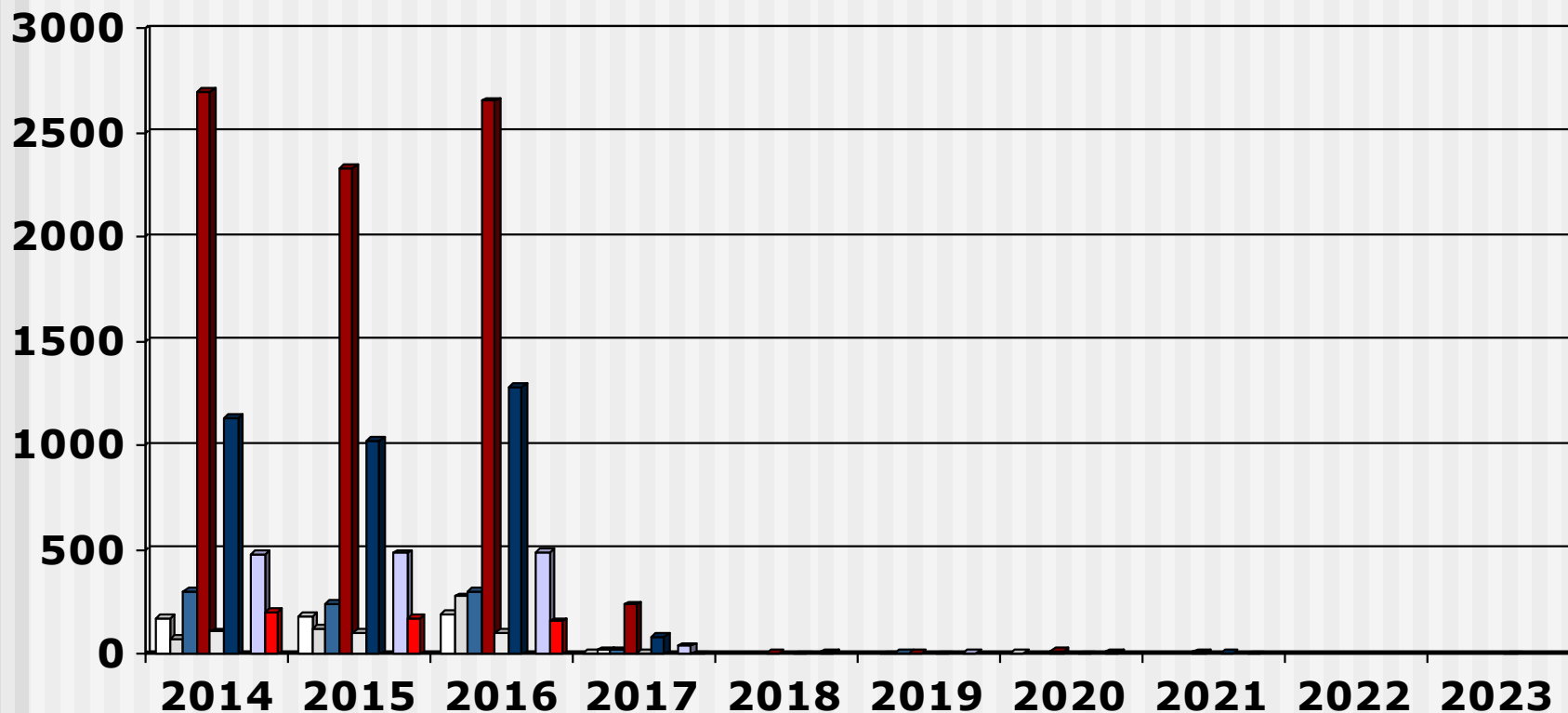


# Output Student Nursing Auxiliaries (2014 - 2023) Overview

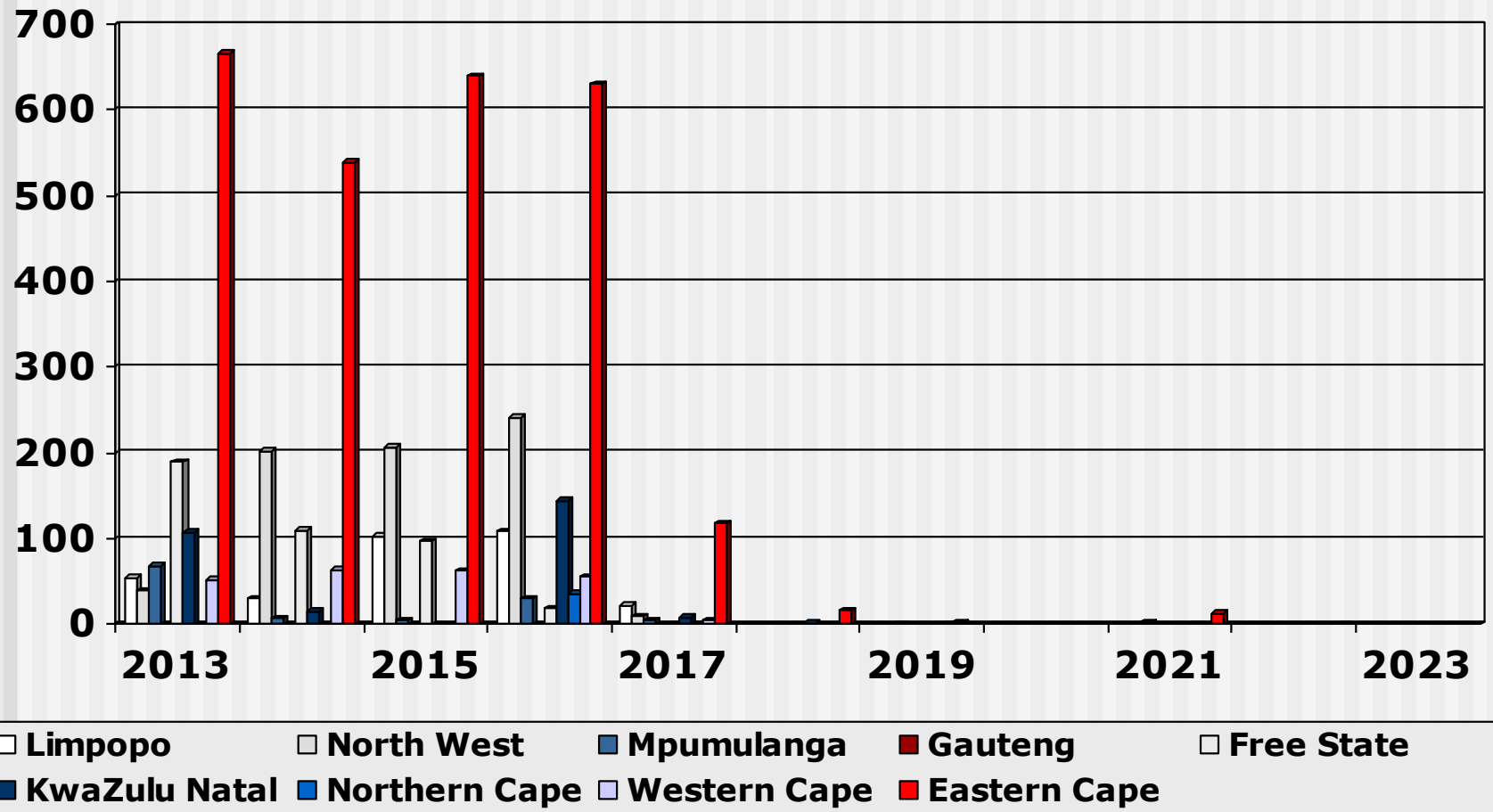
---

- These slides show the output of Nursing Education Institutions (Public and Private Institutions) providing the programme leading to registration as a Nursing Auxiliary for the years 2014 - 2023
- Each slide is presented twice: first all slides are shown without data tables and then the slides are repeated with full data tables
- You may make use of these slides for education or research purposes, or in your own original works, provided that they are not changed and that the copyright notices are not removed.
- For further information, please contact:
  - S A Nursing Council:  
Private Bag X132, Pretoria, 0001, Republic of South Africa
  - Phone: +27 12 420-1000
  - Fax: +27 12 343-5400
  - E-mail: [customerservice@sanc.co.za](mailto:customerservice@sanc.co.za)
  - Website: [www.sanc.co.za](http://www.sanc.co.za)

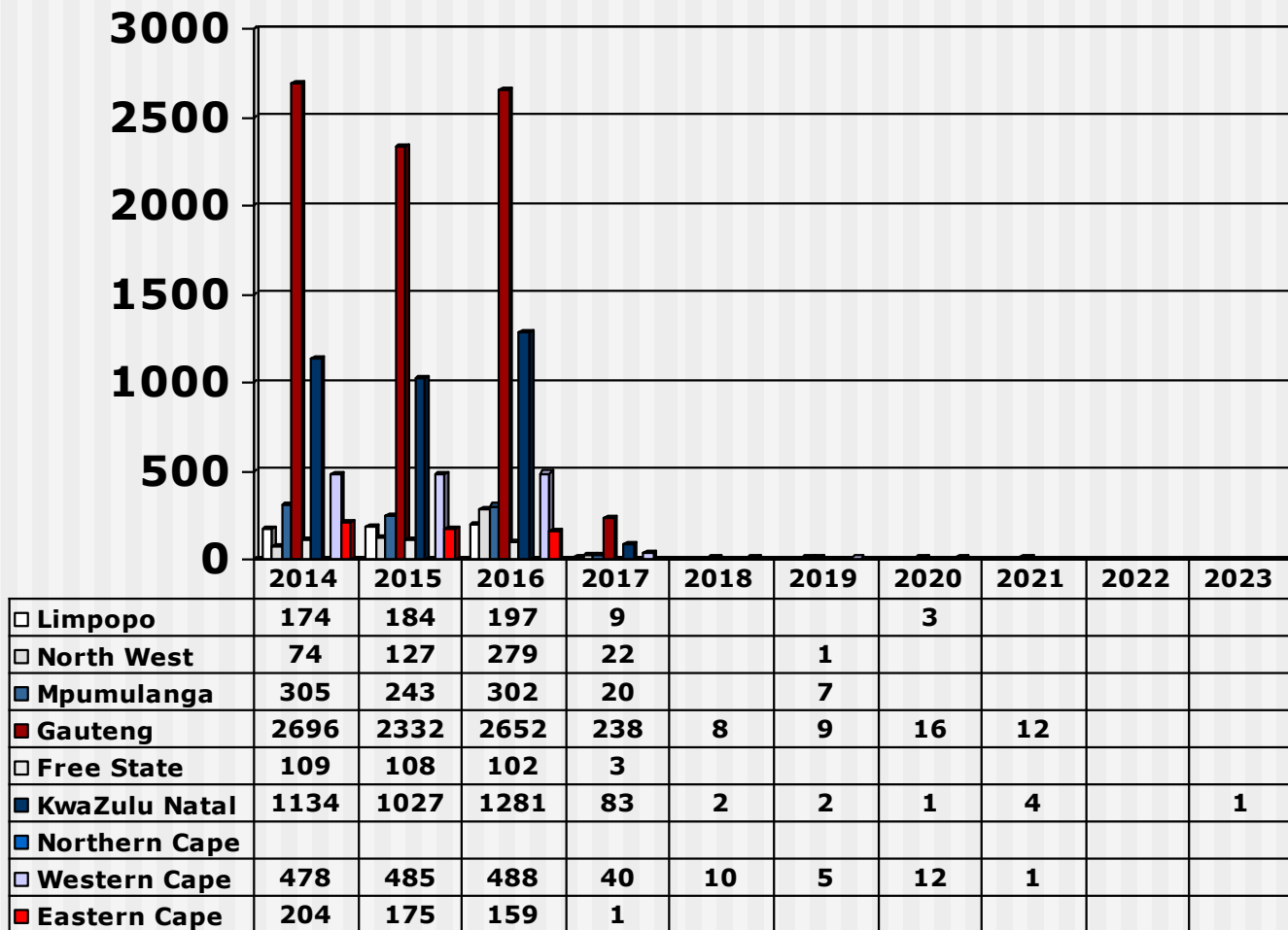
# Output Student Nursing Auxiliaries (2014 - 2023) Private Institutions



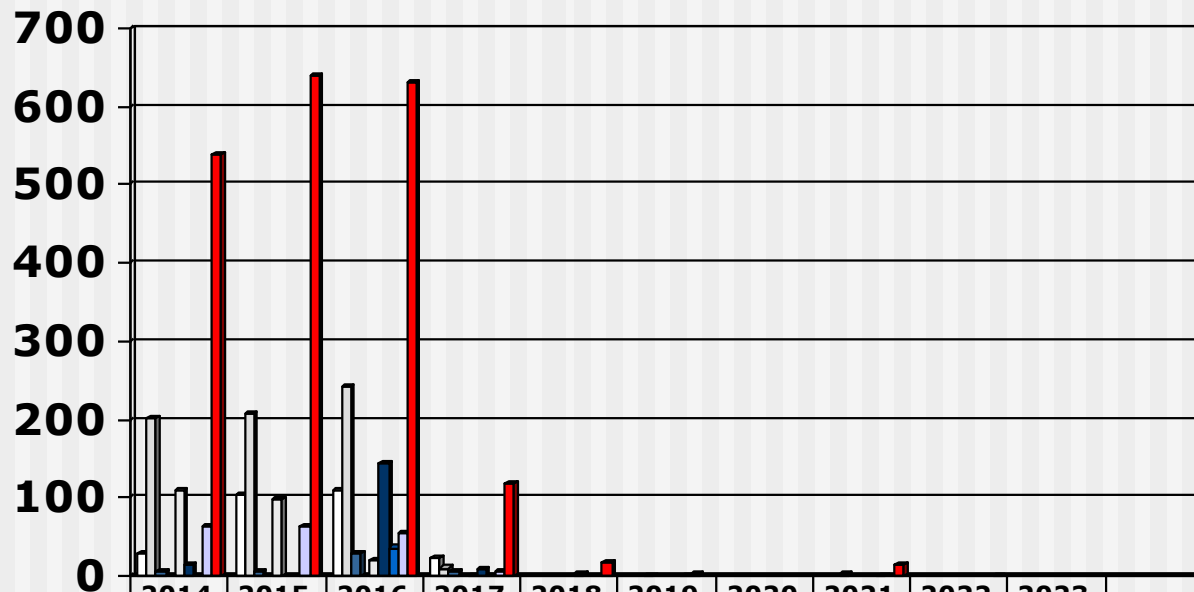
# Output Student Nursing Auxiliaries (2014 - 2023) Public Institutions



# Output Student Nursing Auxiliaries (2014 - 2023) Private Institutions



# Output Student Nursing Auxiliaries (2014 - 2023) Public Institutions



|                 | 2014 | 2015 | 2016 | 2017 | 2018 | 2019 | 2020 | 2021 | 2022 | 2023 |
|-----------------|------|------|------|------|------|------|------|------|------|------|
| □ Limpopo       | 30   | 103  | 109  | 23   |      |      |      |      |      |      |
| □ North West    | 202  | 207  | 241  | 10   |      |      |      |      |      |      |
| ■ Mpumulanga    | 7    | 5    | 30   | 5    |      | 1    |      | 3    |      |      |
| ■ Gauteng       |      |      |      |      |      |      |      |      |      |      |
| □ Free State    | 110  | 97   | 19   | 0    |      |      |      |      |      |      |
| ■ KwaZulu Natal | 15   |      | 145  | 9    | 2    |      |      |      |      |      |
| ■ Northern Cape |      |      | 36   | 1    |      | 1    |      | 1    |      |      |
| □ Western Cape  | 64   | 63   | 56   | 5    |      | 3    |      |      |      |      |
| ■ Eastern Cape  | 539  | 639  | 630  | 118  | 17   |      |      | 13   | 1    |      |