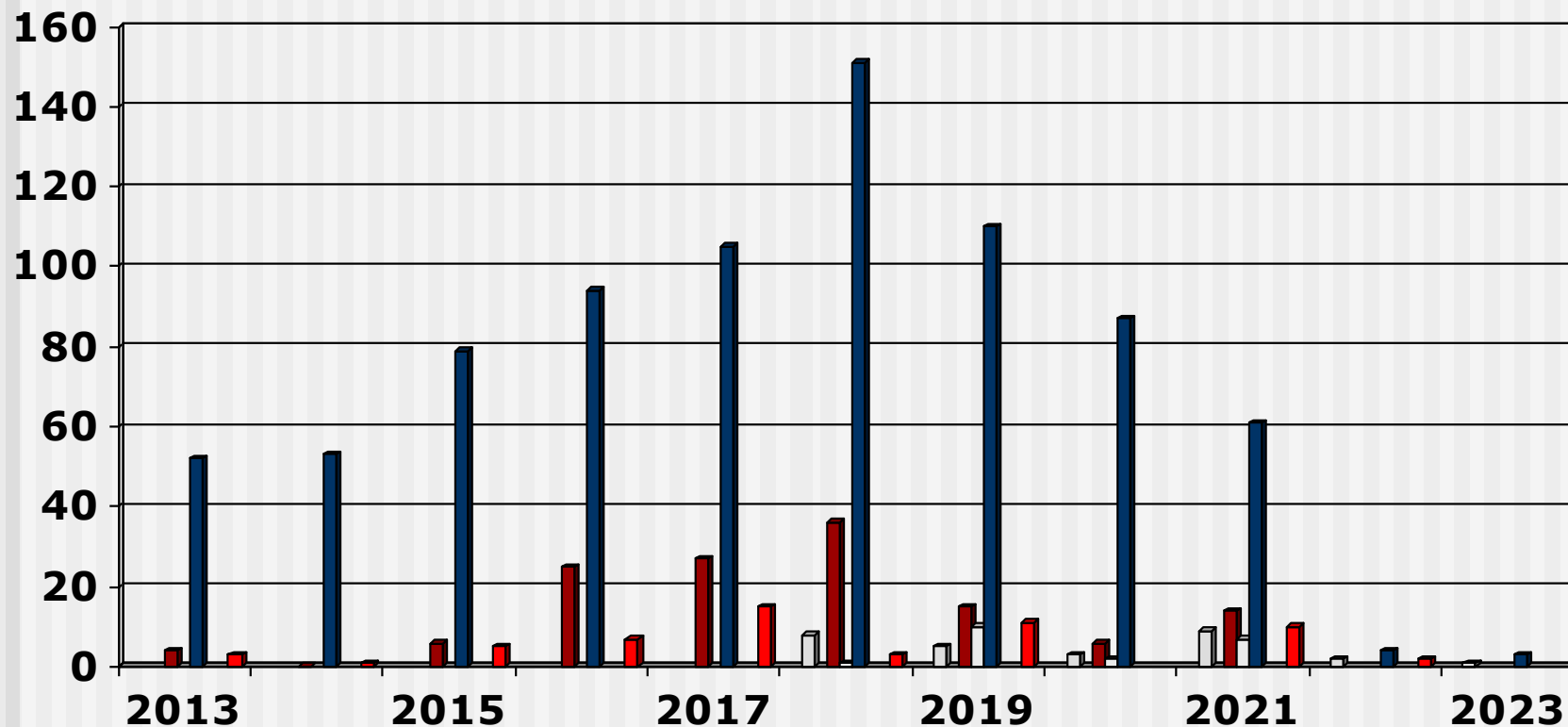


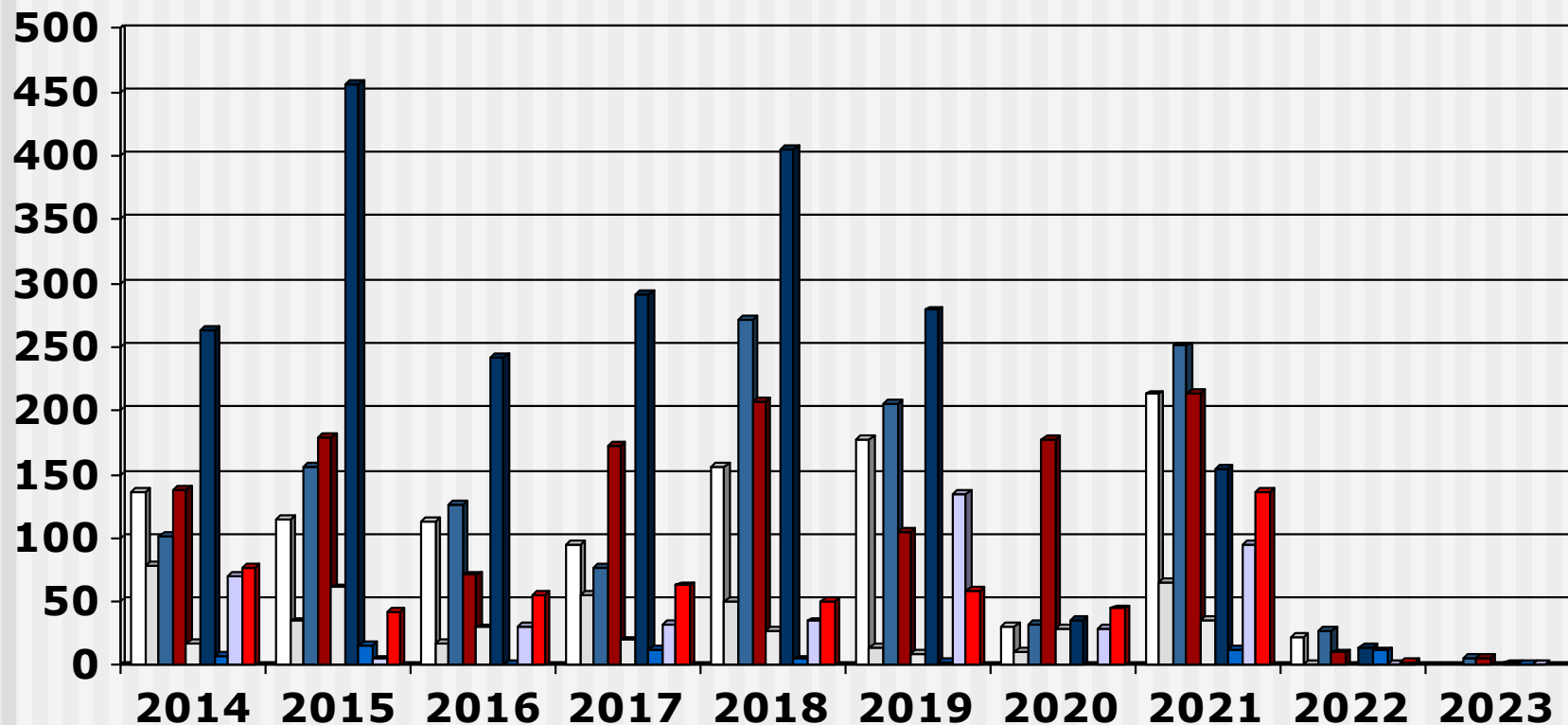
Output Midwifery Programme (2014 - 2023) Overview

- These slides show the output of Nursing Education Institutions (Public and Private Institutions) providing the programme leading to registration as a Midwife for the years 2014 - 2023
- Each slide is presented twice: first all slides are shown without data tables and then the slides are repeated with full data tables
- You may make use of these slides for education or research purposes, or in your own original works, provided that they are not changed and that the copyright notices are not removed.
- For further information, please contact:
 - S A Nursing Council:
Private Bag X132, Pretoria, 0001, Republic of South Africa
 - Phone: +27 12 420-1000
 - Fax: +27 12 343-5400
 - E-mail: customerservice@sanc.co.za
 - Website: www.sanc.co.za

Output Midwifery Programme (2014 - 2023) Private Institutions



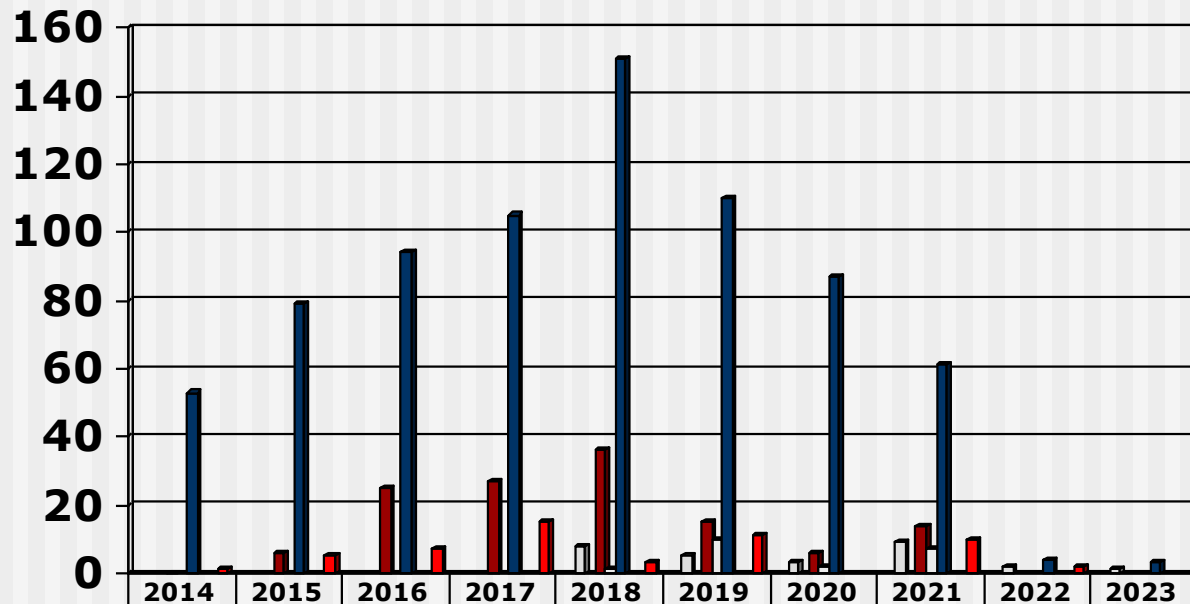
Output Midwifery Programme (2014 - 2023) Public Institutions



Limpopo
 North West
 Mpumalanga
 Gauteng
 Free State

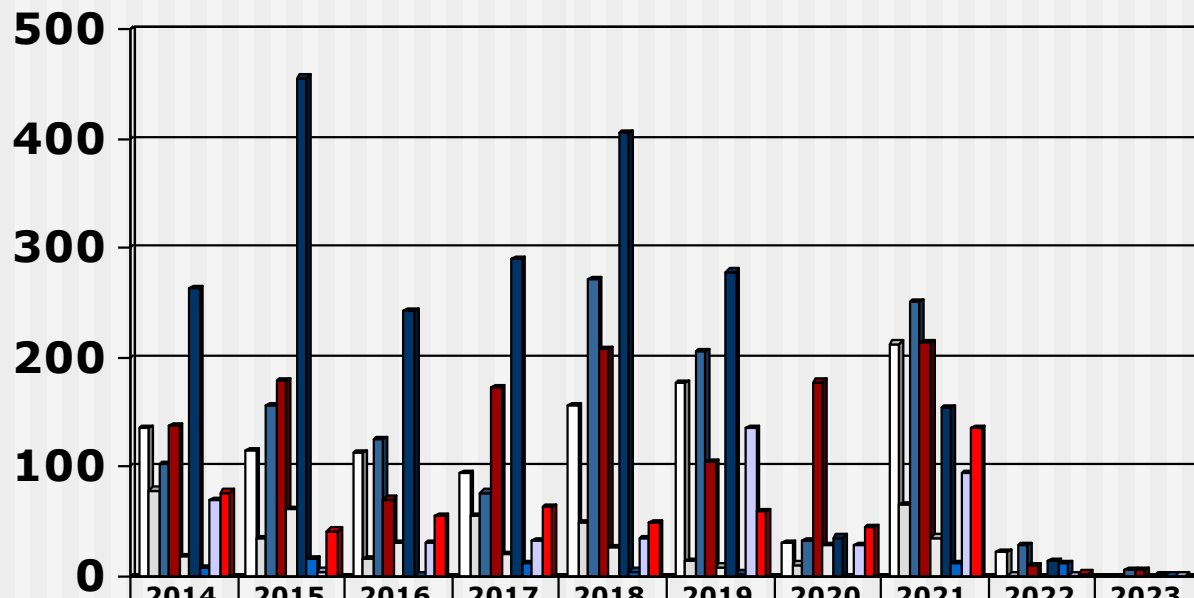
KwaZulu Natal
 Northern Cape
 Western Cape
 Eastern Cape

Output Midwifery Programme (2014 - 2023) Private Institutions



□ Limpopo										
□ North West					8	5	3	9	2	1
■ Mpumulanga										
■ Gauteng	0	6	25	27	36	15	6	14		
□ Free State					1	10	2	7		
■ KwaZulu Natal	53	79	94	105	151	110	87	61	4	3
■ Northern Cape										
□ Western Cape										
■ Eastern Cape	1	5	7	15	3	11		10	2	

Output Midwifery Programme (2014 - 2023) Public Institutions



	2014	2015	2016	2017	2018	2019	2020	2021	2022	2023
□ Limpopo	136	115	113	95	156	177	31	213	22	
□ North West	79	35	17	55	50	14	11	65	1	
■ Mpumulanga	102	156	126	77	271	206	32	251	28	6
■ Gauteng	138	179	71	173	207	105	178	214	10	6
□ Free State	18	61	30	20	27	9	29	36		
■ KwaZulu Natal	263	456	242	291	405	279	36	154	14	2
■ Northern Cape	8	16	1	13	5	3		13	12	1
□ Western Cape	70	5	31	32	35	135	29	95	1	1
■ Eastern Cape	77	42	55	63	50	59	45	136	3	